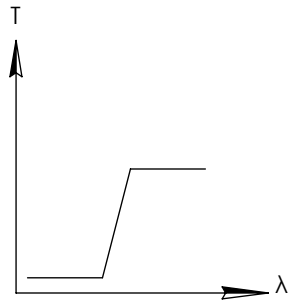

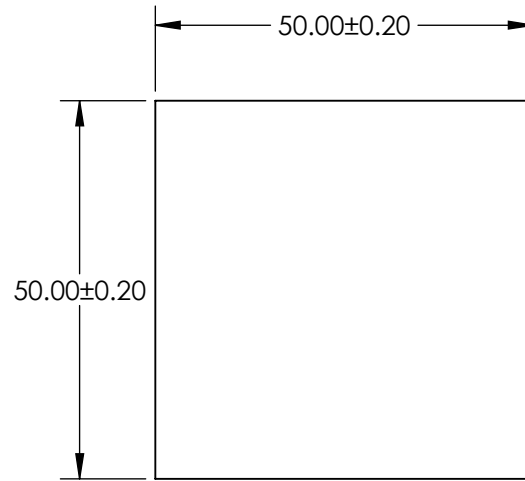


NOTES:

1. SUBSTRATE: SCHOTT GG475
2. SURFACE S2 TO BE PARALLEL TO SURFACE S1 TO WITHIN 1 ARCMIN

**FOR INFORMATION ONLY:
DO NOT MANUFACTURE
PARTS TO THIS DRAWING**



LONGPASS FILTER

SPECIFICATIONS SUBJECT TO CHANGE WITHOUT NOTICE
DIMENSIONS ARE FOR REFERENCE ONLY

	VALUE
SHAPE	PLANO
CUT-ON WAVELENGTH (nm)	475 ±6
PASSBAND LIMIT 1 (nm)	550
STOPBAND LIMIT (nm)	410
SURFACE QUALITY	60-40
CLEAR APERTURE	48.50 x 48.50
BEVEL MAX FACE	PROTECTIVE AS NEEDED

EO® Edmund Optics®



ALL DIMS IN

mm

TITLE

SCHOTT GG475 50 x 50mm COLORED
LONGPASS FILTER, 3mm THK

DWG NO

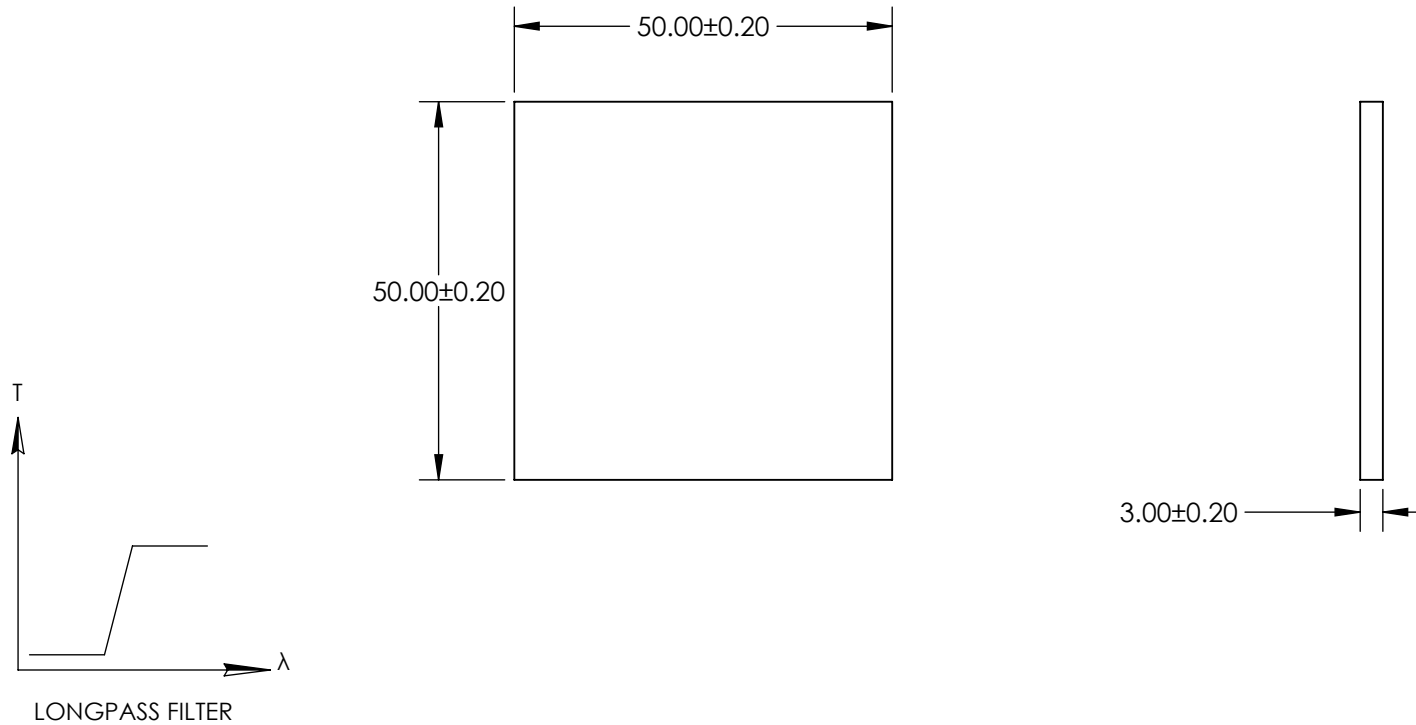
14489

SHEET
1 OF 1

NOTES:

1. SUBSTRATE: SCHOTT GG495
2. SURFACE S2 TO BE PARALLEL TO SURFACE S1 TO WITHIN 1 ARCMIN

**FOR INFORMATION ONLY:
DO NOT MANUFACTURE
PARTS TO THIS DRAWING**



SPECIFICATIONS SUBJECT TO CHANGE WITHOUT NOTICE
DIMENSIONS ARE FOR REFERENCE ONLY

	VALUE
SHAPE	PLANO
CUT-ON WAVELENGTH (nm)	495 ±6
PASSBAND LIMIT 1 (nm)	560
STOPBAND LIMIT (nm)	430
SURFACE QUALITY	60-40
CLEAR APERTURE	48.50 x 48.50
BEVEL MAX FACE	PROTECTIVE AS NEEDED

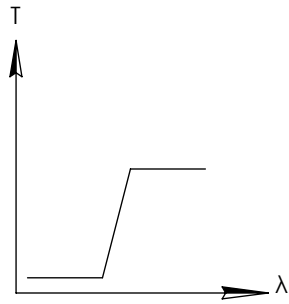

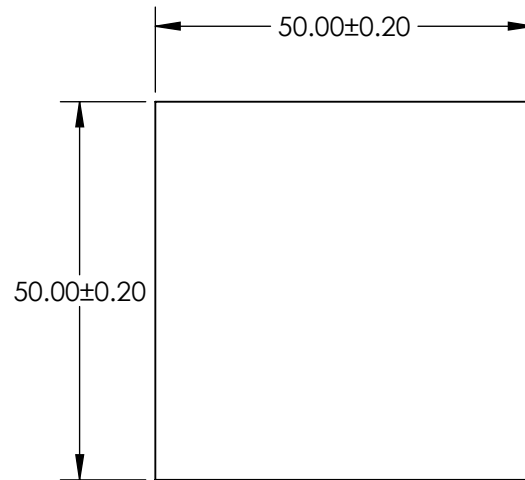
EO® Edmund Optics®

THIRD ANGLE PROJECTION		TITLE	SCHOTT GG495 50 x 50mm COLORED LONGPASS FILTER, 3mm THK	
ALL DIMS IN	mm	DWG NO	14492	SHEET 1 OF 1

NOTES:

1. SUBSTRATE: SCHOTT OG515
2. SURFACE S2 TO BE PARALLEL TO SURFACE S1 TO WITHIN 1 ARCMIN

**FOR INFORMATION ONLY:
DO NOT MANUFACTURE
PARTS TO THIS DRAWING**



LONGPASS FILTER

SPECIFICATIONS SUBJECT TO CHANGE WITHOUT NOTICE
DIMENSIONS ARE FOR REFERENCE ONLY

	VALUE
SHAPE	PLANO
CUT-ON WAVELENGTH (nm)	515 \pm 6
PASSBAND LIMIT 1 (nm)	580
STOPBAND LIMIT (nm)	440
SURFACE QUALITY	60-40
CLEAR APERTURE	48.50 x 48.50
BEVEL MAX FACE	PROTECTIVE AS NEEDED

EO® Edmund Optics®



ALL DIMS IN

mm

TITLE

SCHOTT OG515 50 x 50mm COLORED
LONGPASS FILTER, 3mm THK

DWG NO

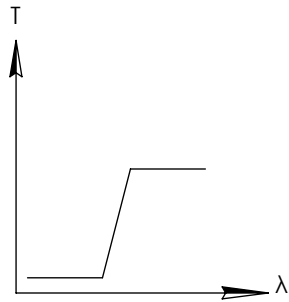

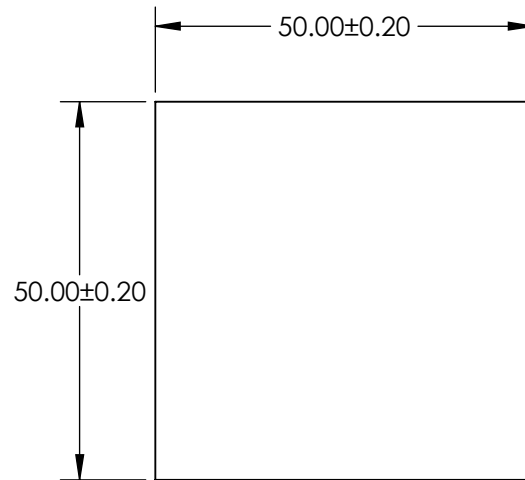
14495

SHEET
1 OF 1

NOTES:

1. SUBSTRATE: SCHOTT OG530
2. SURFACE S2 TO BE PARALLEL TO SURFACE S1 TO WITHIN 1 ARCMIN

**FOR INFORMATION ONLY:
DO NOT MANUFACTURE
PARTS TO THIS DRAWING**



LONGPASS FILTER

SPECIFICATIONS SUBJECT TO CHANGE WITHOUT NOTICE
DIMENSIONS ARE FOR REFERENCE ONLY

	VALUE
SHAPE	PLANO
CUT-ON WAVELENGTH (nm)	530 \pm 6
PASSBAND LIMIT 1 (nm)	600
STOPBAND LIMIT (nm)	460
SURFACE QUALITY	60-40
CLEAR APERTURE	48.50 x 48.50
BEVEL MAX FACE	PROTECTIVE AS NEEDED

EO® Edmund Optics®

THIRD ANGLE PROJECTION

TITLE

SCHOTT OG530 50 x 50mm COLORED
LONGPASS FILTER, 3mm THK

ALL DIMS IN

mm

DWG NO

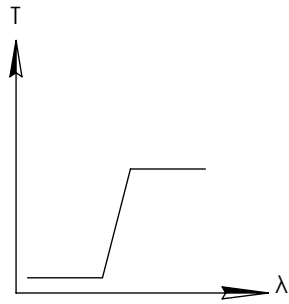

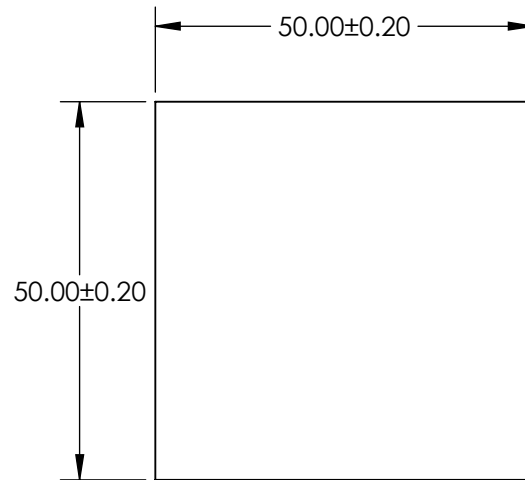
14498

SHEET
1 OF 1

NOTES:

1. SUBSTRATE: SCHOTT OG550
2. SURFACE S2 TO BE PARALLEL TO SURFACE S1 TO WITHIN 1 ARCMIN

**FOR INFORMATION ONLY:
DO NOT MANUFACTURE
PARTS TO THIS DRAWING**



LONGPASS FILTER

SPECIFICATIONS SUBJECT TO CHANGE WITHOUT NOTICE
DIMENSIONS ARE FOR REFERENCE ONLY

	VALUE
SHAPE	PLANO
CUT-ON WAVELENGTH (nm)	550 ±6
PASSBAND LIMIT 1 (nm)	620
STOPBAND LIMIT (nm)	480
SURFACE QUALITY	60-40
CLEAR APERTURE	48.50 x 48.50
BEVEL MAX FACE	PROTECTIVE AS NEEDED

EO® Edmund Optics®

THIRD ANGLE PROJECTION

TITLE

SCHOTT OG550 50 x 50mm COLORED
LONGPASS FILTER, 3mm THK

ALL DIMS IN

mm

DWG NO

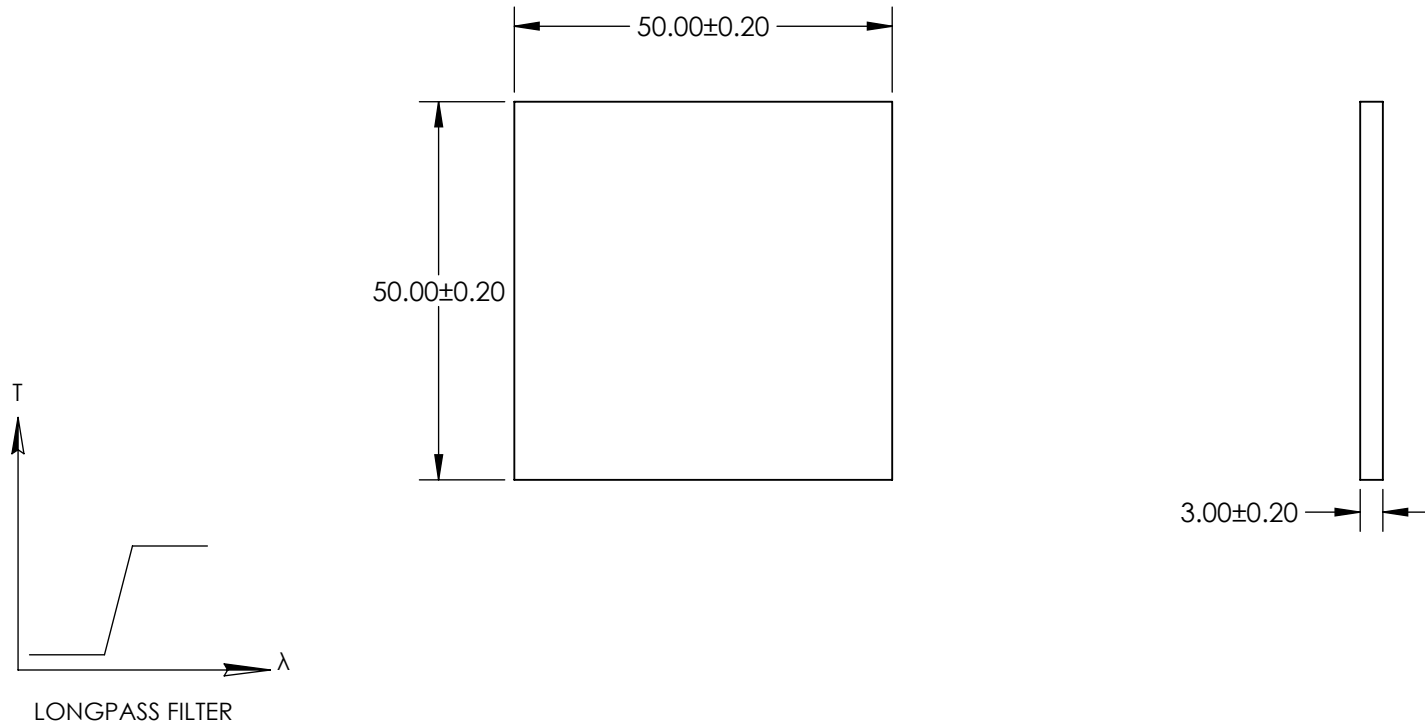
14502

SHEET
1 OF 1

NOTES:

1. SUBSTRATE: SCHOTT OG570
2. SURFACE S2 TO BE PARALLEL TO SURFACE S1 TO WITHIN 1 ARCMIN

**FOR INFORMATION ONLY:
DO NOT MANUFACTURE
PARTS TO THIS DRAWING**



SPECIFICATIONS SUBJECT TO CHANGE WITHOUT NOTICE
DIMENSIONS ARE FOR REFERENCE ONLY

	VALUE
SHAPE	PLANO
CUT-ON WAVELENGTH (nm)	570 ± 6
PASSBAND LIMIT 1 (nm)	640
STOPBAND LIMIT (nm)	500
SURFACE QUALITY	60-40
CLEAR APERTURE	48.50 x 48.50
BEVEL MAX FACE	PROTECTIVE AS NEEDED

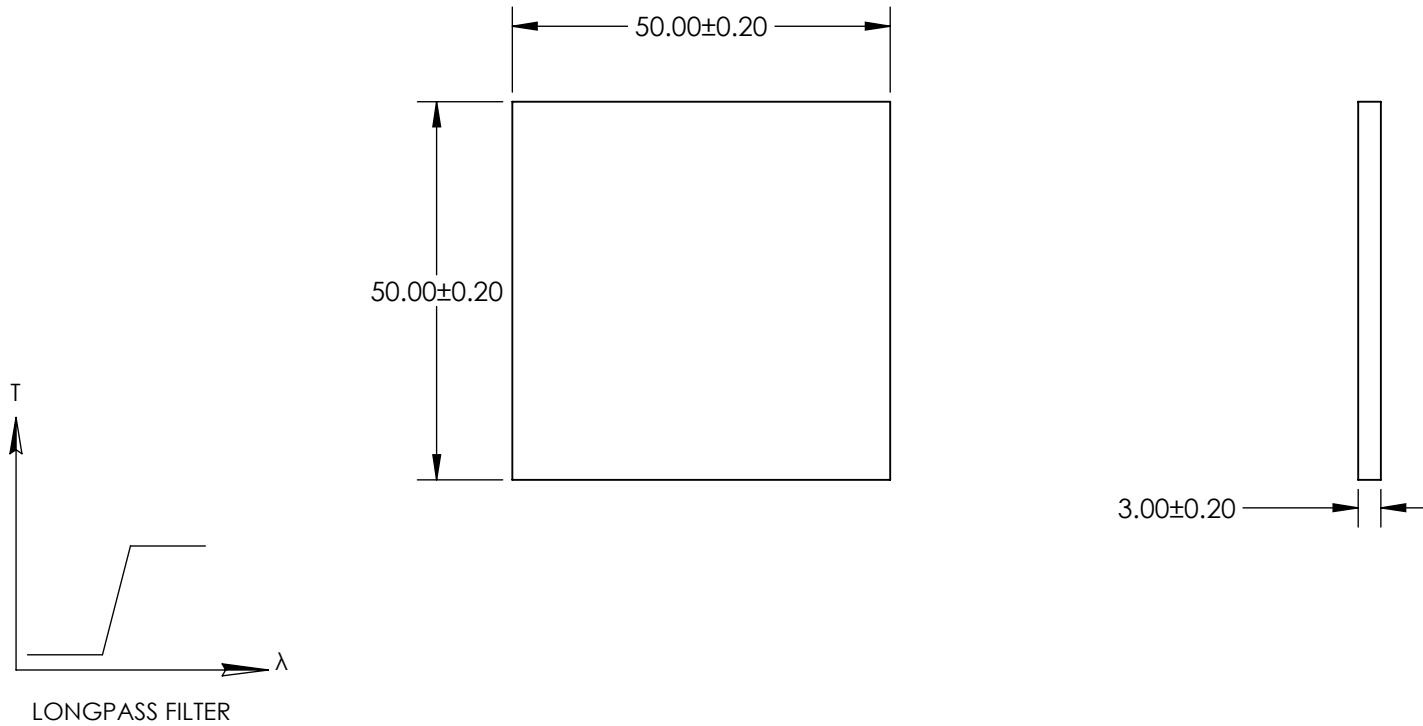
EO® Edmund Optics®

THIRD ANGLE PROJECTION 	TITLE	SCHOTT OG570 50 x 50mm COLORED LONGPASS FILTER, 3mm THK	
ALL DIMS IN	mm	DWG NO	14507
			SHEET 1 OF 1

NOTES:

1. SUBSTRATE: SCHOTT OG590
2. SURFACE S2 TO BE PARALLEL TO SURFACE S1 TO WITHIN 1 ARCMIN

**FOR INFORMATION ONLY:
DO NOT MANUFACTURE
PARTS TO THIS DRAWING**



SPECIFICATIONS SUBJECT TO CHANGE WITHOUT NOTICE
DIMENSIONS ARE FOR REFERENCE ONLY

	VALUE
SHAPE	PLANO
CUT-ON WAVELENGTH (nm)	590 ±6
PASSBAND LIMIT 1 (nm)	660
STOPBAND LIMIT (nm)	510
SURFACE QUALITY	60-40
CLEAR APERTURE	48.50 x 48.50
BEVEL MAX FACE	PROTECTIVE AS NEEDED

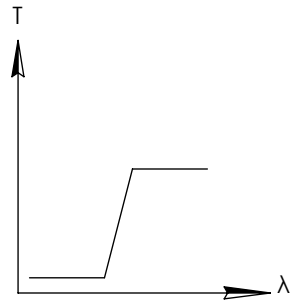

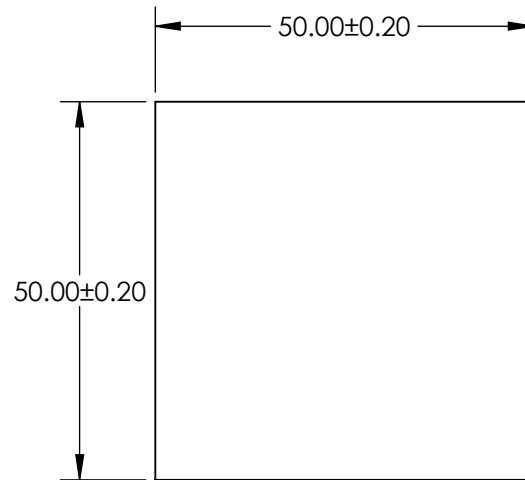
EO® Edmund Optics®

THIRD ANGLE PROJECTION 	TITLE	SCHOTT OG590 50 x 50mm COLORED LONGPASS FILTER, 3mm THK	
ALL DIMS IN	mm	DWG NO	14510
			SHEET 1 OF 1

NOTES:

1. SUBSTRATE: SCHOTT RG610
2. SURFACE S2 TO BE PARALLEL TO SURFACE S1 TO WITHIN 1 ARCMIN

**FOR INFORMATION ONLY:
DO NOT MANUFACTURE
PARTS TO THIS DRAWING**



LONGPASS FILTER

SPECIFICATIONS SUBJECT TO CHANGE WITHOUT NOTICE
DIMENSIONS ARE FOR REFERENCE ONLY

	VALUE
SHAPE	PLANO
CUT-ON WAVELENGTH (nm)	610 ± 6
PASSBAND LIMIT 1 (nm)	690
STOPBAND LIMIT (nm)	530
SURFACE QUALITY	60-40
CLEAR APERTURE	48.50 x 48.50
BEVEL MAX FACE	PROTECTIVE AS NEEDED

EO® Edmund Optics®



ALL DIMS IN

mm

TITLE

SCHOTT RG610 50 x 50mm COLORED
LONGPASS FILTER, 3mm THK

DWG NO

14513

SHEET
1 OF 1