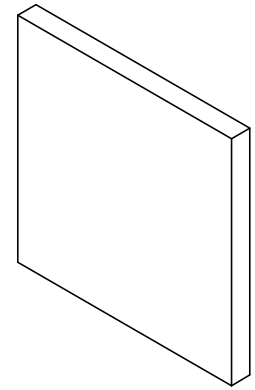


NOTES:

1. SUBSTRATE:
2. SURFACE S2 TO BE PARALLEL WITH S1 TO WITHIN <1 ARCMIN
3. COATING (APPLY ACROSS CLEAR APERTURE)
 PERFORMANCE SPECIFICATIONS:
 R(AVG) >95% FROM 520-555nm
 S1: MULTI-LAYER DICHROIC
 S2: SINGLE LAYER MgF2

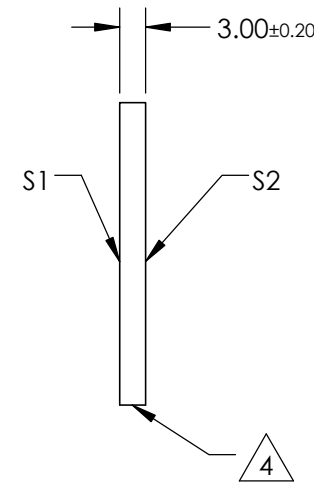
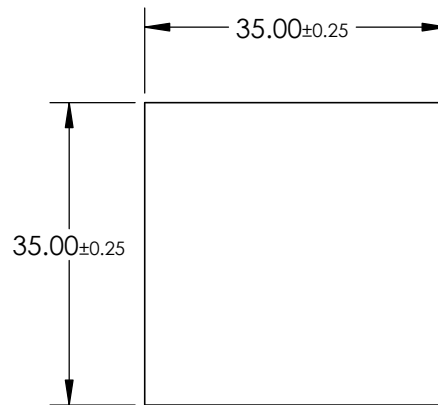
**FOR INFORMATION ONLY:
DO NOT MANUFACTURE
PARTS TO THIS DRAWING**



4.  FINE GRIND SURFACE

5. POWER, IRREGULARITY, AND SURFACE QUALITY
 SPECIFICATIONS APPLY ACROSS CLEAR APERTURE

6. ROHS COMPLIANT



SPECIFICATIONS SUBJECT TO CHANGE WITHOUT NOTICE
 DIMENSIONS ARE FOR REFERENCE ONLY

	S1	S2
SHAPE	PLANO	PLANO
SURFACE QUALITY	60-40	60-40
SURFACE FLATNESS	$\lambda/4$	$\lambda/4$
COATING TYPE	TRADITIONAL COATED	TRADITIONAL COATED
BEVEL	PROTECTED AS NEEDED	PROTECTED AS NEEDED

THIRD ANGLE PROJECTION 

ALL DIMS IN

mm

 **Edmund Optics®**

TITLE

35 x 35mm, 45° GREEN DICHROIC FILTER

DWG NO

49473

SHEET
1 OF 1