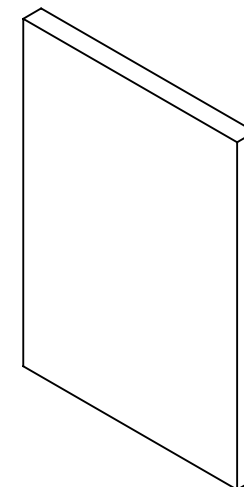


NOTES:

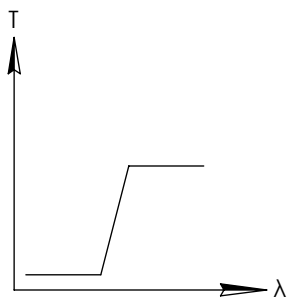
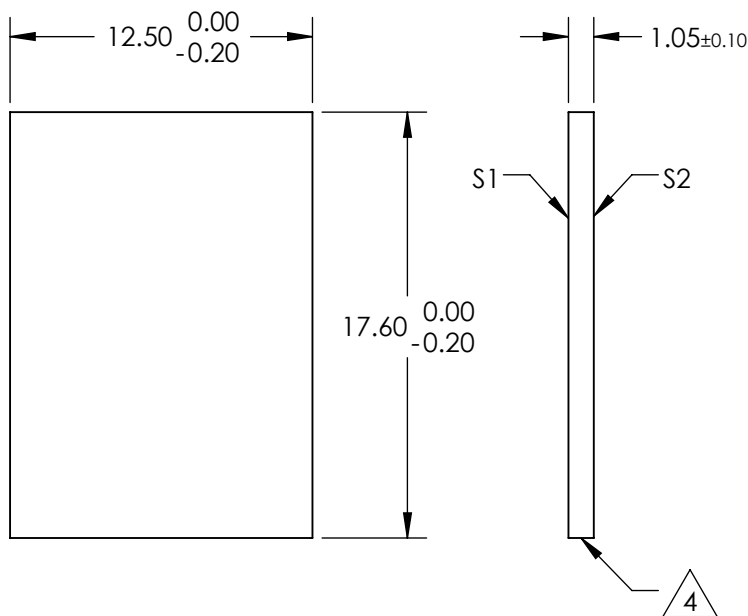
**FOR INFORMATION ONLY:
DO NOT MANUFACTURE
PARTS TO THIS DRAWING**



1. SUBSTRATE
 2. SURFACE S2 TO BE PARALLEL WITH SURFACE S1 TO WITHIN 5 arcsec
 3. COATING (APPLY ACROSS COATING APERTURE)
ENVIRONMENTAL DURABILITY:
PHYSICAL DURABILITY:
PERFORMANCE SPECIFICATIONS:
T(avg): >85% FROM 1085 - 1600nm FOR RANDOM POLARIZATION @ 45° AOI
T(abs): >80% FROM 1085 - 1600nm FOR ALL POLARIZATIONS @ 45° AOI
R(avg): >97% FROM 790 - 1000nm FOR RANDOM POLARIZATION @ 45° AOI
R(abs): >95% FROM 790 - 1000nm FOR ALL POLARIZATIONS @ 45° AOI
T(abs): = 50% 1050nm @ 45° AOI
- S1: HARD COATED
S2: SINGLE LAYER MgF2

FINE GRIND SURFACE

5. POWER, IRREGULARITY, AND SURFACE QUALITY SPECIFICATIONS
APPLY ACROSS CLEAR APERTURE
6. TRANSMITTED WAVEFRONT DISTORTION RMS@ 632.8nm $\leq \frac{1}{4} \lambda$
7. ROHS COMPLIANT



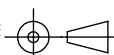
LONGPASS FILTER

SPECIFICATIONS SUBJECT TO CHANGE WITHOUT NOTICE
DIMENSIONS ARE FOR REFERENCE ONLY

	S1	S2
SHAPE	PLANO	PLANO
SURFACE QUALITY	60-40	60-40
CLEAR APERTURE	11.0 x 16.0	11.0 x 16.0
BEVEL	PROTECTIVE AS NEEDED	PROTECTIVE AS NEEDED

Edmund Optics®

THIRD ANGLE PROJECTION



TITLE

12.5 x 17.6mm, 1050nm DICHROIC LONGPASS FILTER

ALL DIMS IN

mm

DWG NO

87035

SHEET
1 OF 1